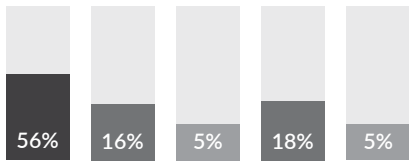


BY THE NUMBERS VENTURA COLLEGE




STUDENT STATUS

Continuing Student	56%
Returning Student	16%
High School Student	5%
Advanced Placement	18%
First-Time Student	18%
First-Time Transfer	5%

DEGREES AND CERTIFICATES AWARDED

Associate Degrees	1,720
Associate Degree for Transfer	816
Certificate of Achievement	638
Transfer Certificate	1,059
TOTAL	4,233



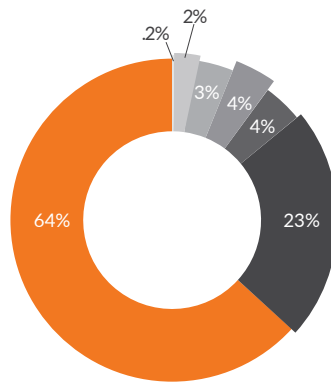
STUDENT GENDER

Female	55%
Male	44%
Unreported	1%



STUDENT ETHNICITY

Hispanic	64%
White	23%
Asian/Pacific Islander	4%
Multiple	4%
Other	3%
Black	2%
Native American	.2%



Accreditation: Ventura College is fully accredited by the Accrediting Commission for Community and Junior Colleges (ACCJC), Western Association of Schools and Colleges (WASC), 10 Commercial Boulevard, Suite 204, Novato, CA 94949, 415-506-0234, an institutional accrediting body recognized by the Council for Higher Education Accreditation (CHEA), and the U.S. Department of Education.

ENROLLMENT STATISTICS



FINANCIAL AID / BUDGET

2019-20 Financial Aid Total Received	\$28 Million
Ventura College 2019-20 Total Budget	\$51,432,004

BY THE NUMBERS VC FOUNDATION

FOUNDATION PROGRAM	NUMBER OF STUDENTS SERVED	SUPPORT AMOUNT
VC Promise Programs (1st & 2nd Year Paid)	1,899	\$84,577.50
SCHOLARSHIPS		
Scholarship Students Awarded	427 Scholarships Awarded to 247 students	\$699,971.00 (The most ever awarded)
TEXTBOOK SUPPORT		
Semester Lending Library	2,448	\$40,000.00
Reserve Library	736	
TOTAL VCF 19/20 PROGRAM SUPPORT	5,330	\$824,548.50

VC CAMPUS PROGRAM SUPPORT FACILITATED BY VCF

44 Programs from 15 Dept/Divisions	Support Amount
	\$919,792.19

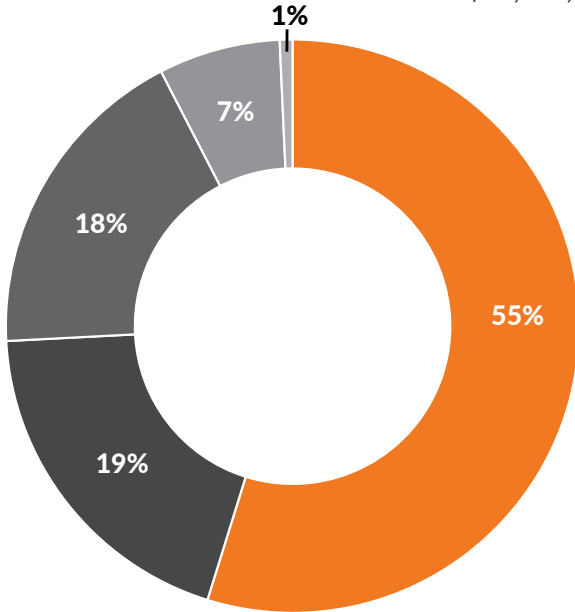
VC, VCCCD & VC FOUNDATION EMPLOYEE SUPPORT

48% Increase	Support Amount
	\$60,087.70

VCF 2019/20 FINANCIAL HIGHLIGHTS

7/1/2019 - 6/30/2020

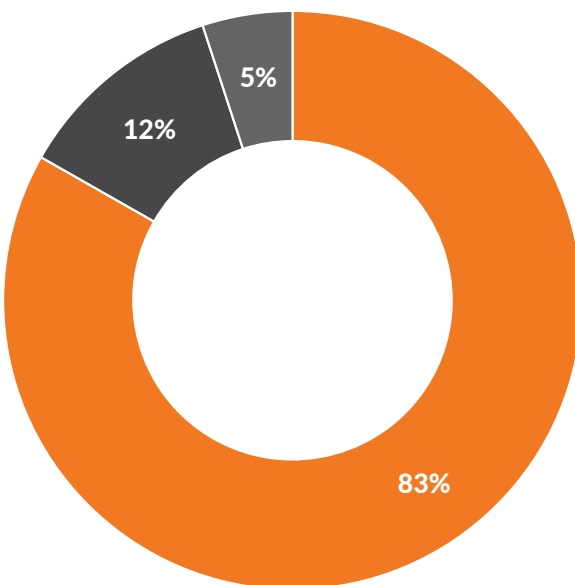
REVENUES	\$2,971,867
OPERATING EXPENSES	\$2,563,813
NET ASSETS	\$26,443,310



2019-20 REVENUES

\$2,971,867

Private Cash Contributions	\$1,628,571
Marketplace Vendor Income	\$575,778
Investment Income	\$542,097
Gifts-In-Kind	\$204,080
Other Income	\$21,341



2019-20 OPERATING EXPENSES

\$2,563,813

Total Program Services	\$2,133,888
Fundraising & Development	\$301,033
Management & General	\$128,892

BOARD OF DIRECTORS:

Rob Van Nieuwburg, Board Director
Ruth Hemming, ED.D, Vice Chair
Nicole Kruetz, Treasurer
Michael Montoya, Secretary

Keith Barnard
Cathy Bojorquez
Boomer Butler, C.P.A.
Amy Cherot
Ken Collin
Nuris Dante
Ellyn Dembowski
Abra Flores
Kim Hoffmans, ED.D, Ventura College President
Anne Paul King
Matt Lavere, ESQ.
Kristen Ockert
Carlo Plasencia, Ventura College ASVC President
Donna Santo, ESQ.
Eleanor Tillquist
Harald Wulff

BOARD EMERITUS:

David Bianco † George Tillquist †
 David Pugh † Hon. Colleen Toy White
 Richard Taylor, Esq. John Woolley, Ed.D
 Lucia Tebbe † Helen Yunker †

FOUNDATION STAFF:

Anne Paul King, Executive Director
Gerry Pantoja, Director of Major and Planned Giving
Juli Blasingame, Director of Finance
Jaimee Galvan, Programs and Events Manager
Julie Harvey, Development Manager
Esmeralda Juarez, Marketplace Supervisor
Cyndie Whitley, Finance Manager
Brooke Whitley, Development Database Assistant

4667 TELEGRAPH RD. | VENTURA, CA 93003
 VENTURACOLLEGEFOUNDATION.ORG
 805-289-6461

VCFoundation

vcfoundation

VC_Foundation

ventura-college-foundation

† Deceased

The Ventura College Foundation is committed to maintaining the highest standards in transparency, accountability and stewardship of all funds, including grants, contracts and donor-directed contributions. Our finances are thoroughly reviewed at regular intervals by our finance committee, executive committee, investment committee, audit committee, and our full board of directors. VCF undergoes an annual audit by an independent audit firm specializing in nonprofit organizations, and the VCF audit committee assesses this vendor relationship at regular intervals. All of this is to ensure our organization's prudent use of resources in achieving our mission to serve Ventura College and its students.